

Grow Fund



FUND OBJECTIVE

This fund aims to capture the returns of equity markets through exposure to global equity markets. The allocation to the underlying stocks is weighted based on different risk factors to reduce concentration to any particular company or industry. The fund also has a higher allocation to companies with positive sustainability scores than the traditional index strategies. It offers opportunities to maximise the growth of your pension fund over the mid to long term. However, as with all investments in equity markets, the returns can be volatile, especially in times of market stress, e.g. a recession.

FUND FACTSHEET INFORMATION

This factsheet has been produced to provide you with fund information and is not designed to provide advice on the suitability of an investment for your personal financial situation. It should be read in conjunction with your pension scheme particulars. It is not an offer to buy or sell any investment or shares, if you have any questions regarding its contents, please speak to the Trustees or your Financial Advisor.

This fund is invested wholly or predominantly in units of such other funds identified by the Trustees of the pension scheme and maintained by Legal & General Investment Management. These funds may change from time to time. The Fund Objective and Benchmark have also been determined by the Trustees. This factsheet will be updated quarterly.

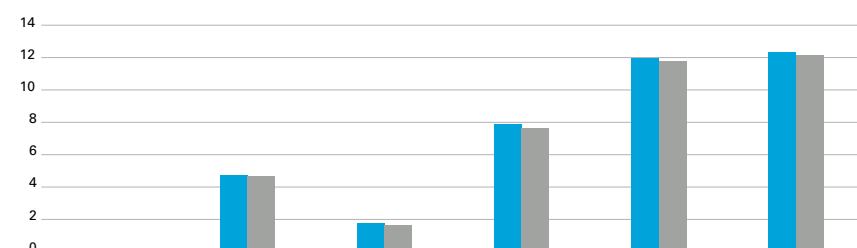
FUND FACTS

Fund size £395.4m	Base currency GBP	Benchmark Composite (see note)
Launch date Apr 2010	Domicile United Kingdom	Underlying funds See page 2

CHARGES

Annual management charge	0.1191%
Total expense ratio	0.1241%

FUND PERFORMANCE (%)



	3 months	6 months	1 year	3 years	5 years
■ Fund	4.72	1.78	7.89	11.98	12.31
■ Benchmark	4.66	1.65	7.60	11.75	12.14
Relative	+0.06	+0.13	+0.29	+0.23	+0.17

12 MONTH PERFORMANCE TO MOST RECENT QUARTER (%)

12 months to 30 June	2025	2024	2023	2022	2021
Fund	7.89	16.76	11.46	-0.50	27.93
Benchmark	7.60	16.62	11.21	-0.72	27.98
Relative	+0.29	+0.14	+0.25	+0.22	-0.05

Performance data source: LGIM. All performance periods over a year will be annualised. Returns are calculated on the basis of daily midday mid-market prices. Fund performance is shown net, which is after the deduction of the management fees applicable to your scheme. Please refer to your scheme literature, or to your scheme administrator for the fee rate that applies to your scheme.

Please note that the Fund moved on to the LGIM DC Platform with effect from August 2017. This involved a move from end of day pricing to a midday pricing point. The performance figures shown on this fact sheet represent the chain-linked performance of the Fund either side of this date.

Past performance is not a guide to the future. The value of an investment is not guaranteed and can go down as well as up. Exchange rate variations can cause the value of overseas investments to increase or decrease. You may not get back the amount you originally invested. For overseas markets the figures are sterling adjusted and net of any withholding tax.

RISK PROFILE

The value of an investment and income taken from it is not guaranteed and can go down as well as up, you may not get back the amount you originally invested.

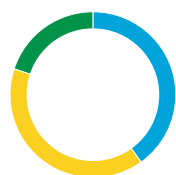
The Fund invests in one or more Collective Investment Schemes ("CIS") to achieve its investment objective, including other CIS managed by LGIM as well as CIS which are managed by entities sitting outside the Legal & General Group plc. Information on the CIS(s) in which the Fund invests should be disclosed in your scheme documentation. However, the information provided may be a high level description and should not be relied upon as a full disclosure of the material risks or terms and conditions associated with investing in the underlying CIS. Please refer to your scheme administrator if you would like more detailed information on each of the underlying CIS held within this Fund.



ALLOCATION

All data source LGIM unless otherwise stated. Totals may not sum due to rounding.

CAPITAL ALLOCATION (%)



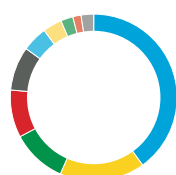
Low Carbon Transition Global Equity Index	40.1
MSCI ACWI Thermal Coal Exclusions Adaptive Capped ESG Equity Index Fund	39.9
RAFI Fundmtl Gbl Reduced Carbon Pway Eq Idx Fd	19.9

Until 21 February 2023 the fund held a blend of 50% RAFI Fundamental Global Reduced Carbon Pathway Equity Index Fund (code YX) and 50% MSCI ACWI Adaptive Cap ESG Index Fund (code GPDA).

LOW CARBON TRANSITION GLOBAL EQUITY INDEX FUND

Fund code: GPFH

SECTOR (%)



Communications & Tech	40.0
Consumer Non-cyclical	16.5
Consumer Cyclical	10.7
Banks (Equity)	9.2
Industrials	8.5
Financial Services (Equity)	4.9
Insurance (Equity)	3.7
Property	2.4
Commodities	1.6
Other	2.4

TOP 10 HOLDINGS (%)

Nvidia	5.6
Microsoft	4.4
Apple	4.0
Amazon.com	2.6
Meta Platforms A	1.9
Tesla	1.6
Broadcom	1.6
Taiwan Semiconductor Manufacturing Co	1.3
Alphabet A	1.2
Alphabet C	1.1

For further information, click [here](#).

MSCI ACWI THERMAL COAL EXCLUSIONS ADAPTIVE CAPPED ESG EQUITY INDEX FUND

Fund code: GPDA

SECTOR (%)



Financials	23.9
Industrials	15.7
Information Technology	14.1
Health Care	9.1
Consumer Discretionary	9.0
Consumer Staples	6.6
Materials	5.5
Energy	4.7
Communication Services	4.6
Other	6.8

TOP 10 HOLDINGS (%)

Softbank Group	0.2
Marvell Technology	0.2
Advanced Micro Devices	0.2
Nvidia	0.2
Tokyo Electron	0.2
Goldman Sachs Group	0.2
Intuit	0.2
Lam Research	0.2
China Construction Bank H	0.2
Taiwan Semiconductor Manufacturing Co	0.2

For further information, click [here](#).

RAFI FUNDAMENTAL GLOBAL REDUCED CARBON PATHWAY EQUITY INDEX FUND

Fund code: YX

SECTOR (%)



Communications & Tech	21.9
Consumer Non-cyclical	16.9
Banks (Equity)	13.5
Consumer Cyclical	12.3
Industrials	8.2
Energy	8.0
Commodities	5.4
Insurance (Equity)	5.1
Utilities	3.7
Other	5.2

TOP 10 HOLDINGS (%)

Apple	2.3
Microsoft	1.7
Alphabet A	1.5
Meta Platforms A	1.2
JPMorgan Chase & Co	1.1
Amazon.com	1.0
Exxon Mobil	0.9
Shell	0.9
Berkshire Hathaway	0.9
Bank of America	0.7

For further information, click [here](#).

Important information

Copyright © 2025 Legal & General. This document is subject to copyright. Any unauthorised use is strictly prohibited. All rights are reserved.

The views expressed in this fact sheet are those of Legal & General Investment Management who may or may not have acted upon them. This document should not be taken as an invitation to deal in Legal & General investments or any of the stated stock markets.

Legal & General Assurance (Pensions Management) Limited ("PMC") is a life insurance company and manages this investment using a policy notionally divided into a number of PF sections ("the funds"). Legal & General Investment Management Limited provides investment and marketing services to PMC. Legal & General Assurance (Pensions Management) Limited is authorised by the Prudential Regulation Authority and regulated by the Financial Conduct Authority and the Prudential Regulation Authority. Registered in England and Wales No. 01006112. Registered Office: One Coleman Street, London, EC2R 5AA. Legal & General Investment Management Limited is authorised and regulated by the Financial Conduct Authority. Registered in England and Wales No. 00119272. Registered Office: One Coleman Street, London, EC2R 5AA.

Source: FTSE International Limited ("FTSE") © FTSE 2025. "FTSE®" is a trade mark of the London Stock Exchange Group companies and is used by FTSE International Limited under licence. The trade names Fundamental Index® and RAFI® are registered trademarks of Research Affiliates, LLC. The FTSE RAFI® Index Series is calculated by FTSE in conjunction with Research Affiliates LLC. All intellectual property rights in the Index vest in FTSE. Neither FTSE nor its licensors accept any liability for any errors or omissions in the FTSE indices and / or FTSE ratings or underlying data. No further distribution of FTSE Data is permitted without FTSE's express written consent.

Source: London Stock Exchange Group plc and its group undertakings (collectively, the "LSE Group"). © LSE Group 2025. FTSE Russell is a trading name of certain of the LSE Group companies. "FTSE®", "FTSE4Good®" are trademarks of the relevant LSE Group companies and are used by any other LSE Group company under license. All rights in the FTSE Russell indexes or data vest in the relevant LSE Group company which owns the index or the data. Neither LSE Group nor its licensors accept any liability for any errors or omissions in the indexes or data and no party may rely on any indexes or data contained in this communication. No further distribution of data from the LSE Group is permitted without the relevant LSE Group company's express written consent. The LSE Group does not promote, sponsor or endorse the content of this communication.

Internal Code: 32525/027